

# VOTING WHILE HOMELESS

How would legislation requiring photo ID to vote affect this vulnerable population?



## 62,447

INDIVIDUALS OF VOTING AGE WHO WERE HOMELESS OR AT IMMINENT RISK OF BECOMING HOMELESS IN MICHIGAN IN 2015



### DOCUMENT FEES, LEGAL COSTS TRANSIT, CHILDCARE, LOST WAGES

POTENTIAL COSTS TO ACQUIRING VALID IDENTIFICATION FOR THOSE WHO DON'T HAVE IT

## WHO NEEDS AN ID? AGENCIES SHARE THEIR EXPERIENCE

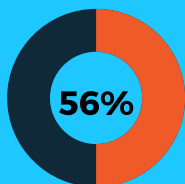
BATTLE CREEK: **1:5** CLIENTS RECEIVE HELP SECURING NECESSARY GOVERNMENT-ISSUED PHOTO IDS EACH MONTH



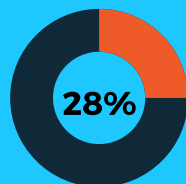
GENESEE COUNTY: ASSISTED **489** CLIENTS ACCESS BIRTH RECORDS IN 2015

OAKLAND COUNTY: ISSUES AROUND **350** VITAL RECORDS FOR FREE EACH MONTH

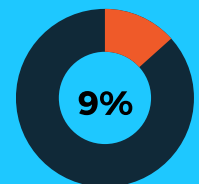
## THIS IS WHAT HOMELESSNESS LOOKED LIKE IN MICHIGAN IN 2015



56% OF ALL HOMELESS PERSONS WERE MINORITIES



28% OF HOMELESS PERSONS ATTENDED SOME COLLEGE OR TECHNICAL SCHOOL



THERE WAS A 9% INCREASE IN THE SENIOR HOMELESS POPULATION